

**Dr.V.S.Krishna Govt. Degree College (Autonomous),
Visakhapatnam**

STUDENT SATISFACTORY SURVEY REPORT 2021-22

Total 2425 students participated in the survey and the report prepared is as follows:

	Grading given by the students					
Questioner↓	4	3	2	1	0	TOTAL
Syllabus covered by the teacher	2414	11	0	0	0	2425
Preparation of teacher for class	2392	28	5	0	0	2425
Communication skills of teacher	2401	21	3	0	0	2425
Teacher skills to teaching	2390	32	3	0	0	2425
Internal evaluation	2414	11	0	0	0	2425
Discussion of performance in assignments	2389	32	4	0	0	2425
Field visits	1767	485	173	0	0	2425
Process of teaching	2207	184	34	0	0	2425
Provision of multiple opportunities to learn and grow	2198	211	16	0	0	2425
Providing information regarding outcomes	2269	148	8	0	0	2425
Follow-up of assigned task	2103	322	0	0	0	2425
Illustration of concepts through examples and applications	2267	158	0	0	0	2425
Identification of strengths and encouraging students	2057	347	21	0	0	2425
Identification of weakness and help to overcome	2220	177	28	0	0	2425
Engaging students in teaching - learning process	2204	221	0	0	0	2425
Usage of student centric learning methods	2194	205	26	0	0	2425
Participation in extracurricular activities	2295	102	28	0	0	2425
Effort of teacher in inculcating skills to work	2207	280	109	0	0	2425
Usage of ICT tools	2214	183	28	0	0	2425
Overall quality of teaching learning process	2259	160	5	0	0	2425

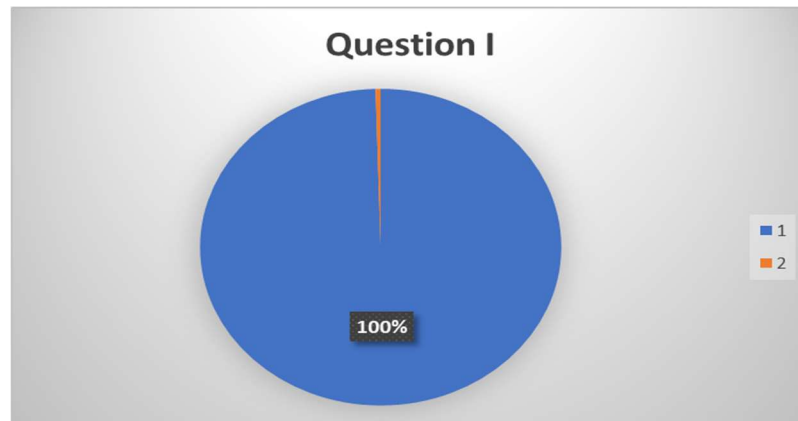
**Grading 4 – Excellent; 3- very good; 2- Good ;1-Poor; 0-Very Poor*

Student Satisfaction Survey – Analysis Report 2021-22

Questionnaire

1. How much of the syllabus was covered by the teacher?

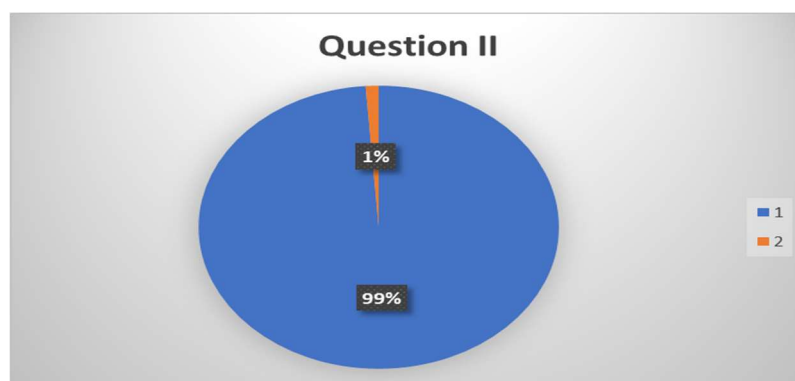
- 4 – 85 to 100%
- 3 – 70 to 84%
- 2 – 55 to 69%
- 1 – 30 to 54%
- 0 – Below 30%



2. How well did your teacher prepare for the classes?

- 4 –Thoroughly
- 3 – Satisfactorily
- 2 – Poorly
- 1 – Indifferently
- 0 – Won't teach at all

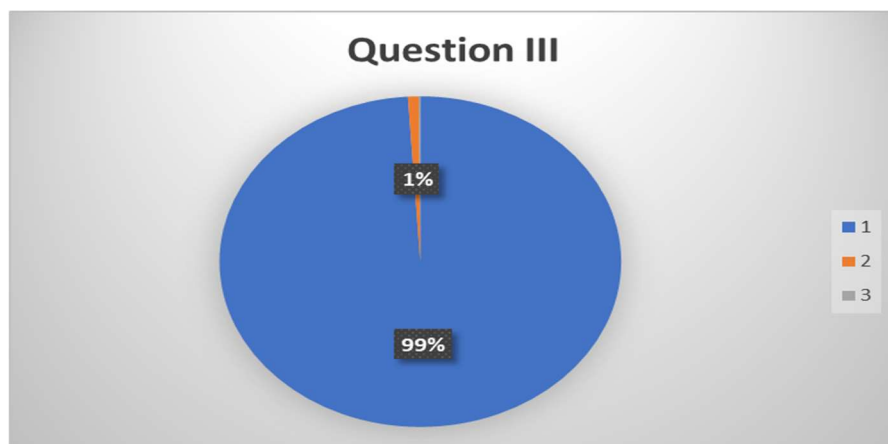
4	2392	Thoroughly
3	28	Satisfactorily
2	5	Poorly
1	0	Indifferently
0	0	Won't teach at all



3. How well is the teacher able to communicate?

- 4 – Always effective
- 3 – Sometimes effective
- 2 – Just satisfactorily
- 1 – Generally ineffective
- 0 – Very poor communication

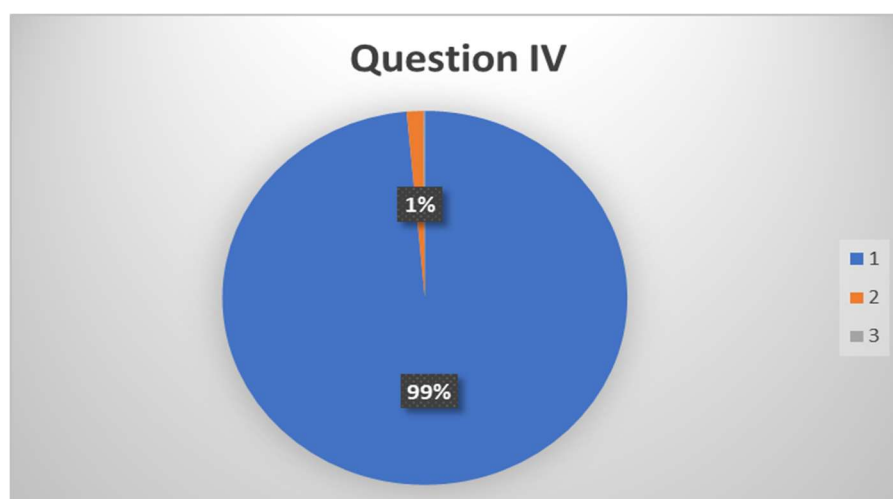
4	2401	Always effective
3	21	Sometimes effective
2	3	Just satisfactorily
1	0	Generally ineffective
0	0	Very poor communication



4. The teacher's approach to teaching can best be described as

- 4 – Excellent
- 3 – Very good
- 2 – Good
- 1 – Fair
- 0 – Poor

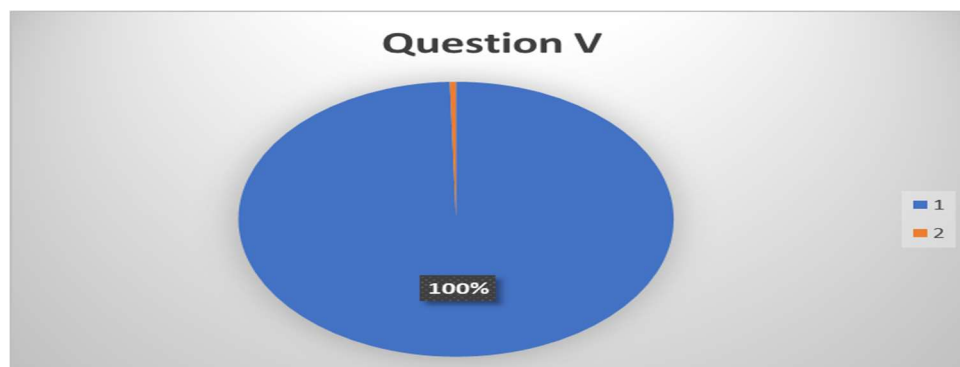
4	2390	Excellent
3	32	Very good
2	3	Good
1	0	Fair
0	0	Poor



5. Fairness of the internal evaluation process by the teacher

- 4 – Always fair
- 3 – Usually fair
- 2 – Sometimes unfair
- 1 – Usually unfair
- 0– Unfair

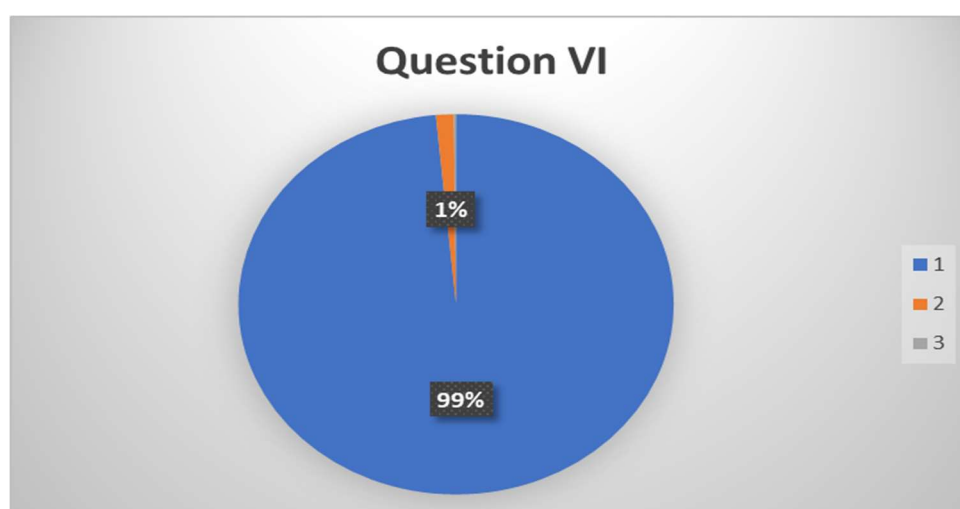
4	2414	Always fair
3	11	Usually fair
2	0	Sometimes unfair
1	0	Usually unfair
0	0	unfair



6. Was your performance in assignments discussed with you?

- 4 – Every time
- 3 – Usually
- 2 – Occasionally/Sometimes
- 1 – Rarely
- 0– Never

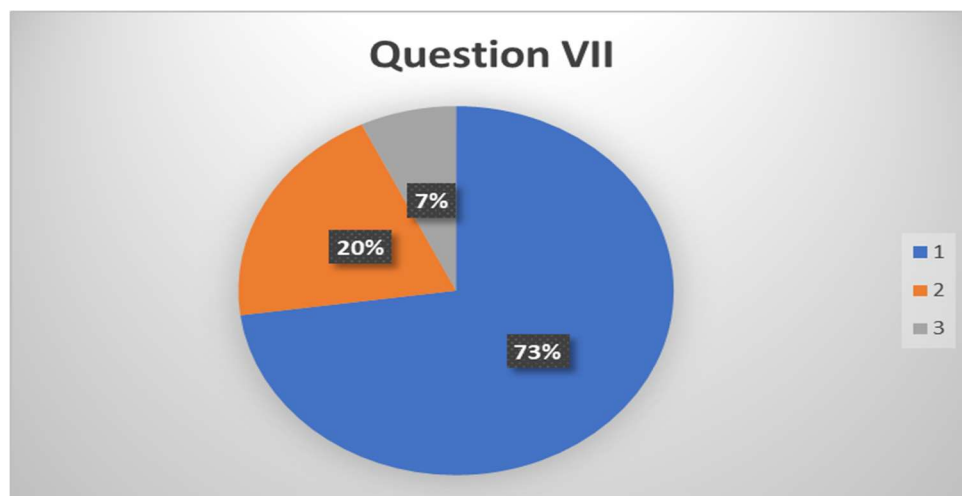
4	2389	Every time
3	32	Usually
2	4	Occasionally/Sometimes
1	0	Rarely
0	0	Never



7. The teacher takes active interest in arranging field visits for students.

4 – Regularly
3 – Often
2 – Sometimes
1 – Rarely
0– Never

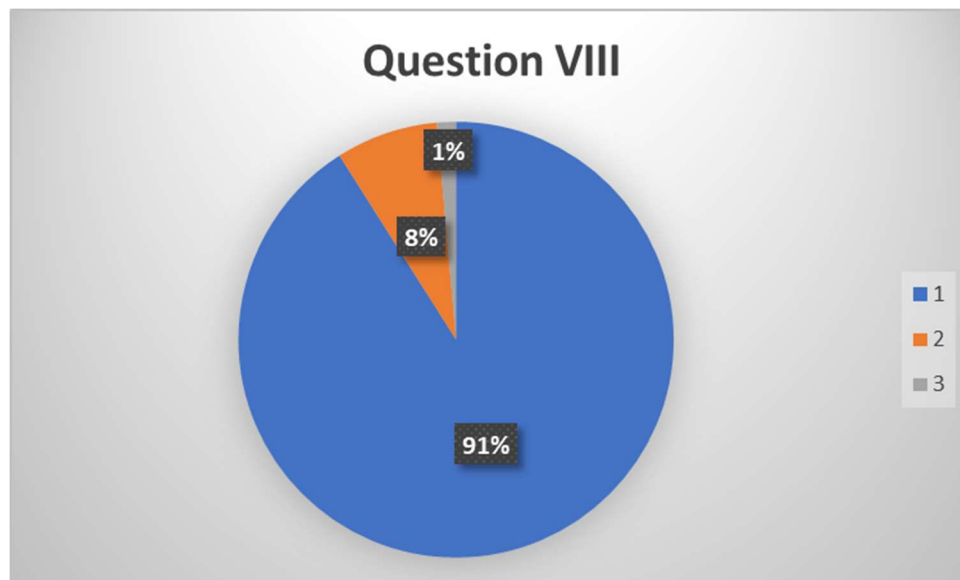
4	1767	Regularly
3	485	Often
2	173	Sometimes
1	0	Rarely
0	0	Never



8. The teaching process in the class room facilitates you in cognitive, social and emotional growth.

4 – Significantly
3 – Very well
2 – Moderately
1 – Marginally
0– Not at all

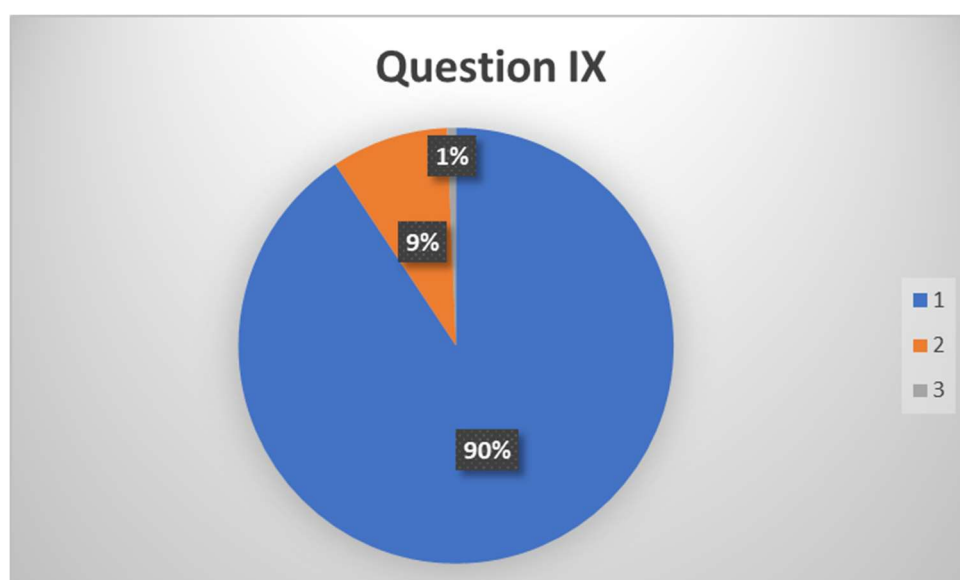
4	2207	85%-100%
3	184	70%-84%
2	34	55%-69%
1	0	30%-54%
0	0	below 30%



9. The teacher provides multiple opportunities to learn and grow.

- 4 – Strongly agree
- 3 – Agree
- 2 – Neutral
- 1 – Disagree
- 0– Strongly disagree

4	2198	85%-100%
3	211	70%-84%
2	16	55%-69%
1	0	30%-54%
0	0	below 30%



10. The teacher informs you about your expected competencies, course outcomes and programme outcomes.

4 – Every time

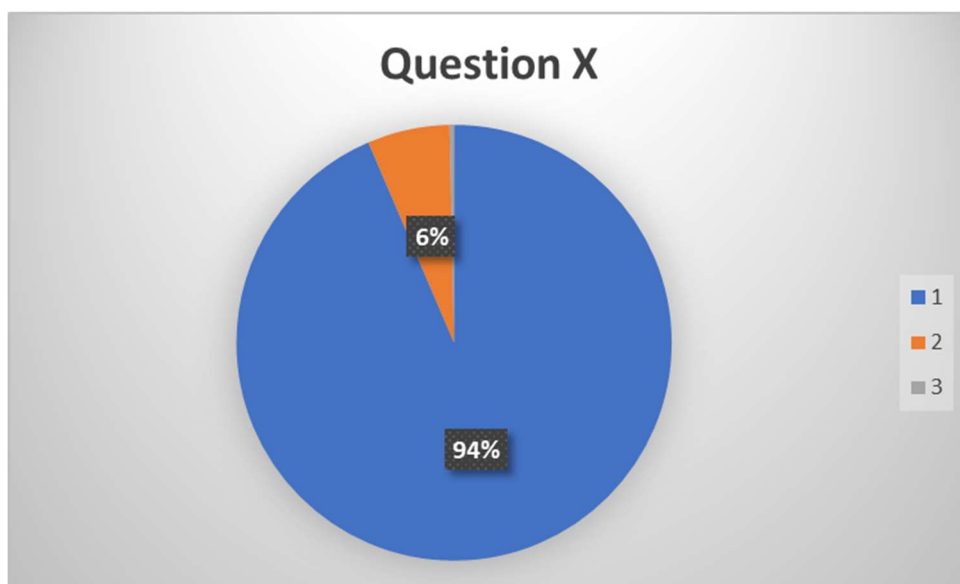
3 – Usually

2 – Occasionally/Sometimes

1 – Rarely

0 – Never

4	2269	85%-100%
3	148	70%-84%
2	8	55%-69%
1	0	30%-54%
0	0	below 30%



11. Your teacher does a necessary follow-up with an assigned task to you.

4 – Every time

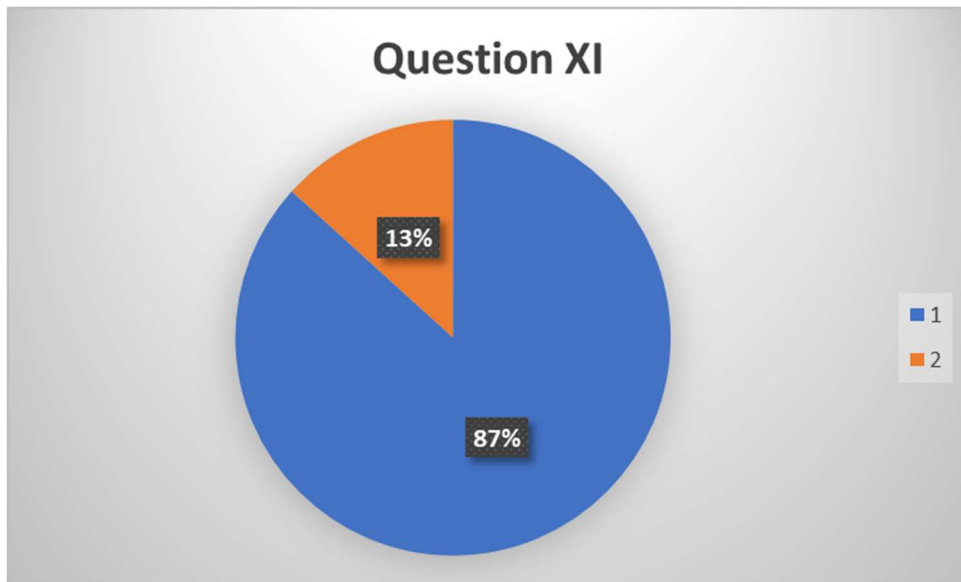
3 – Usually

2 – Occasionally/Sometimes

1 – Rarely

0 – Never

4	2103	85%-100%
3	322	70%-84%
2	0	55%-69%
1	0	30%-54%
0	0	below 30%



12. The teacher illustrates the concepts through examples and applications.

4 – Every time

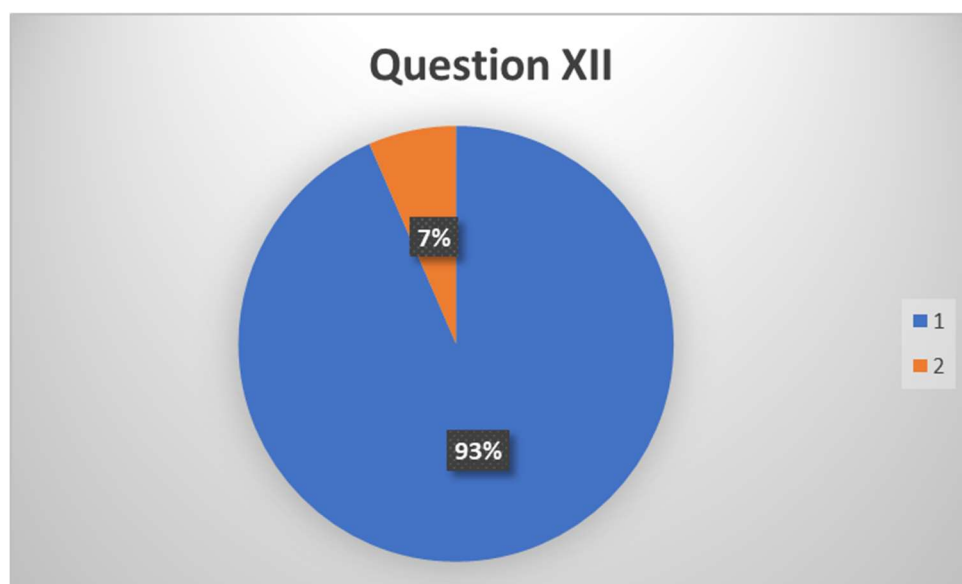
3 – Usually

2 – Occasionally/Sometimes

1 – Rarely

0 – Never

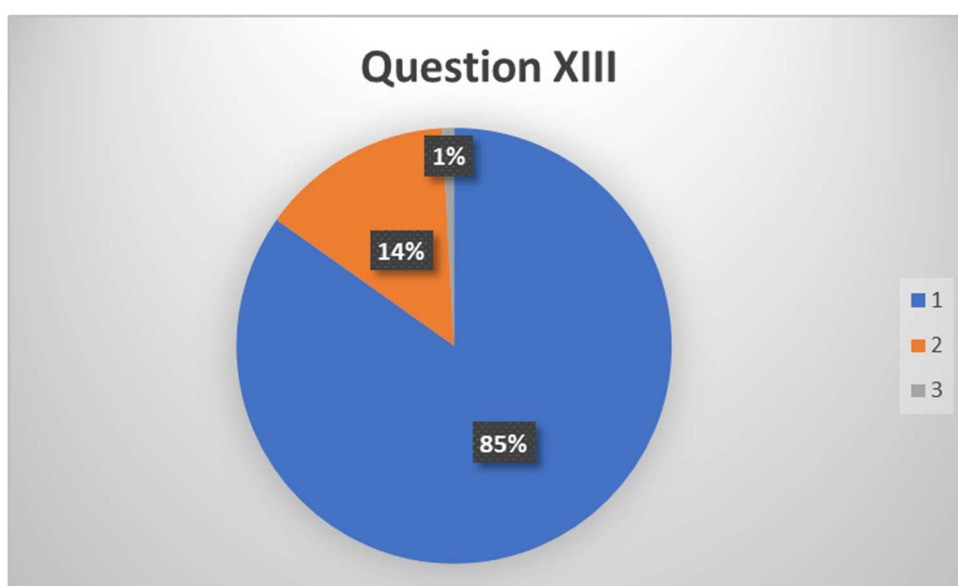
4	2267	85%-100%
3	158	70%-84%
2	0	55%-69%
1	0	30%-54%
0	0	below 30%



13. The teacher identifies your strengths and encourage you with providing right level of challenges.

- 4 – Fully
 3 – Reasonably
 2 – Partially
 1 – Slightly
 0– Unable to

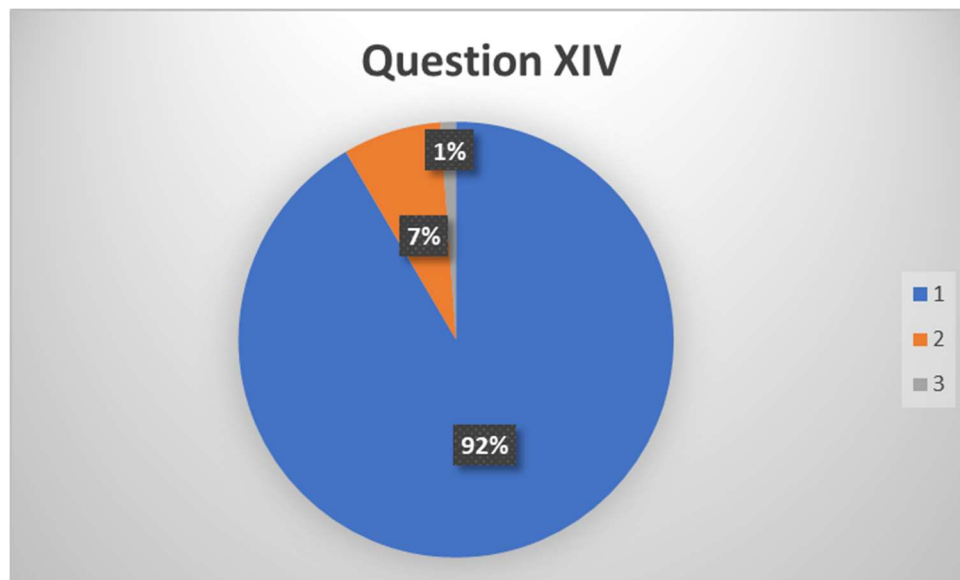
4	2057	85%-100%
3	347	70%-84%
2	21	55%-69%
1	0	30%-54%
0	0	below 30%



14. Teacher is able to identify your weaknesses and help you to overcome them.

- 4 – Every time
 3 – Usually
 2 – Occasionally/Sometimes
 1 – Rarely
 0 – Never

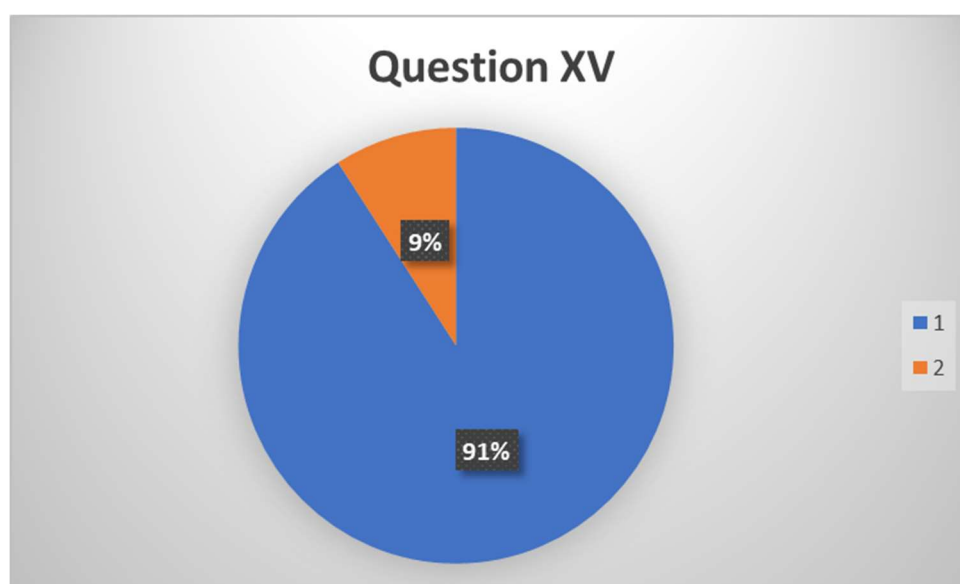
4	2220	85%-100%
3	177	70%-84%
2	28	55%-69%
1	0	30%-54%
0	0	below 30%



15. The teacher makes effort to engage students in the monitoring, review and continuous quality improvement of the teaching learning process.

- 4 – Strongly agree
- 3 – Agree
- 2 – Neutral
- 1 – Disagree
- 0 – Strongly disagree

4	2204	85%-100%
3	221	70%-84%
2	0	55%-69%
1	0	30%-54%
0	0	below 30%



16. The teacher uses the student centric methods, such as experiential learning, participative learning and problem solving for enhancing learning experiences.

4 – To a great extent

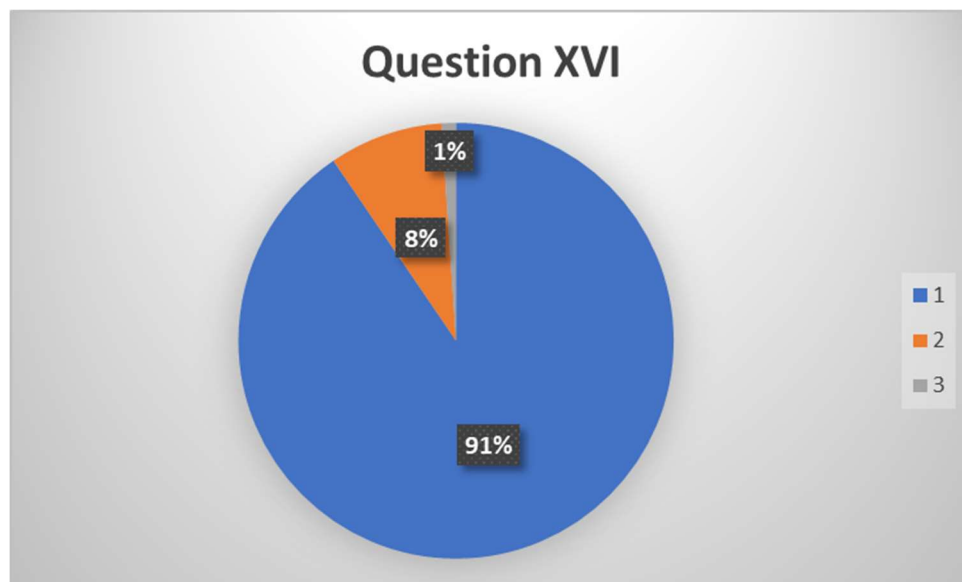
3 – Moderate

2 – Some what

1 – Very little

0 – Not at all

4	2194	85%-100%
3	205	70%-84%
2	26	55%-69%
1	0	30%-54%
0	0	below 30%



17. The teacher encourages you to participate in extracurricular activities.

4 – Strongly agree

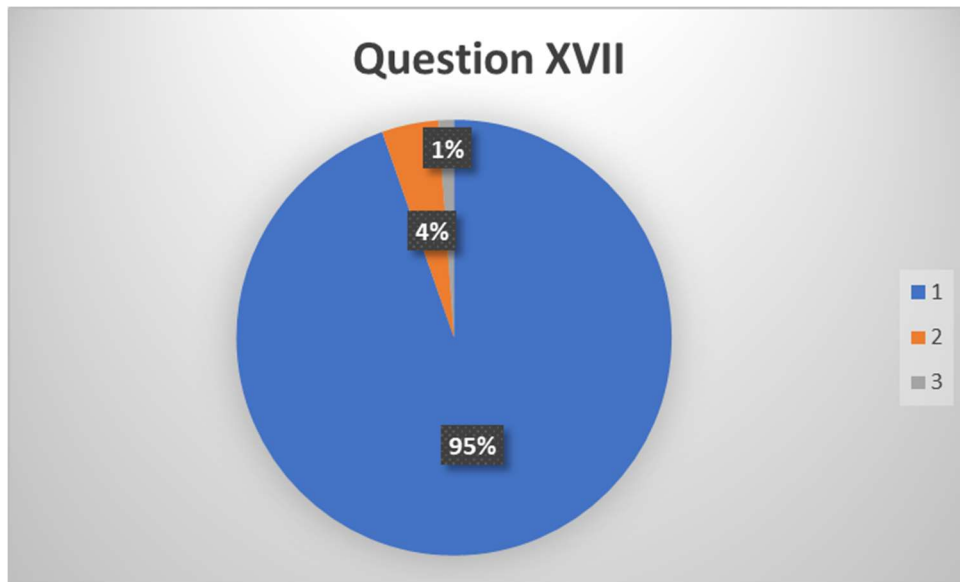
3 – Agree

2 – Neutral

1 – Disagree

0 – Strongly disagree

4	2295	85%-100%
3	102	70%-84%
2	28	55%-69%
1	0	30%-54%
0	0	below 30%



18. Efforts are made by the teacher to inculcate soft skills, life skills and employability skills to make you ready for the world of work.

4 – To a great extent

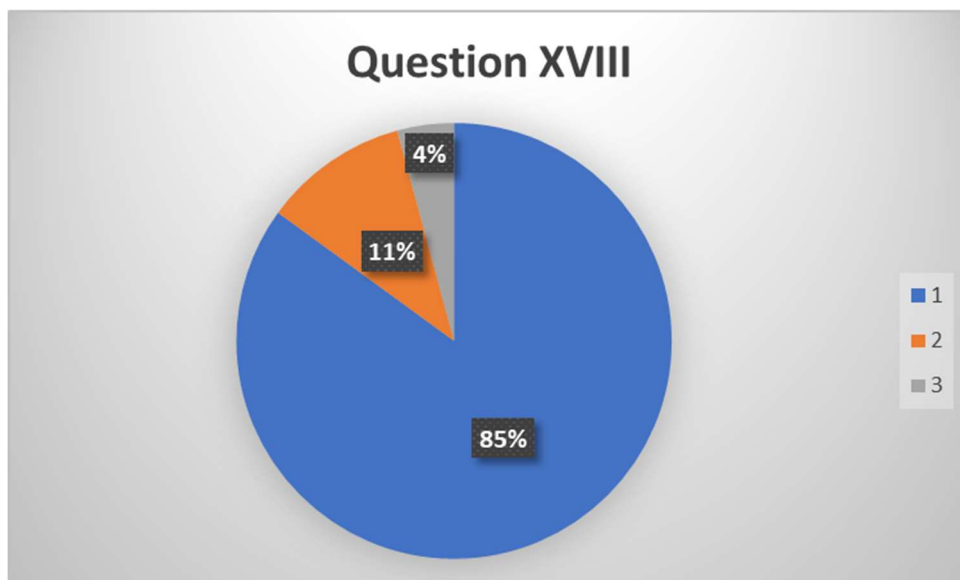
3 – Moderate

2 – Some what

1 – Very little

0 – Not at all

4	2207	85%-100%
3	280	70%-84%
2	109	55%-69%
1	0	30%-54%
0	0	below 30%



19. The teacher uses ICT tools such as LCD projector, Multimedia, etc. while teaching.

4 – Above 90%

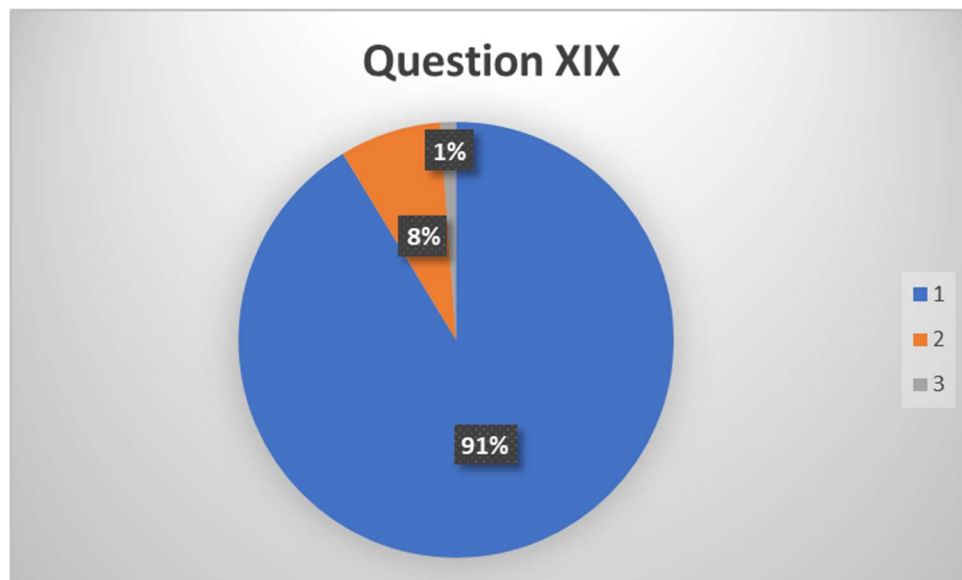
3 – 70 – 89%

2 – 50 – 69%

1 – 30 – 49%

0 – Below 29%

4	2214	85%-100%
3	183	70%-84%
2	28	55%-69%
1	0	30%-54%
0	0	below 30%



20. The overall quality of teaching-learning process in the class is very good.

4 – Strongly agree

3 – Agree

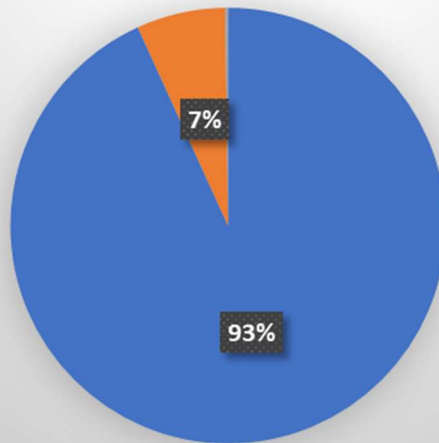
2 – Neutral

1 – Disagree

0 – Strongly disagree

4	2259	85%-100%
3	160	70%-84%
2	5	55%-69%
1	0	30%-54%
0	0	below 30%

Question XX



- 1
- 2
- 3